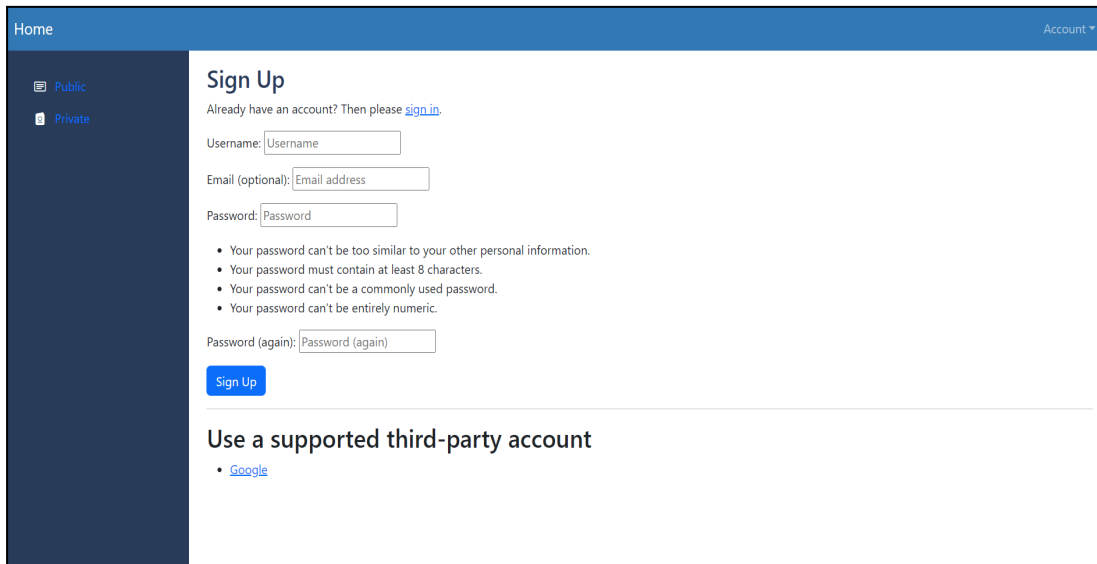


African Genome Variation Database

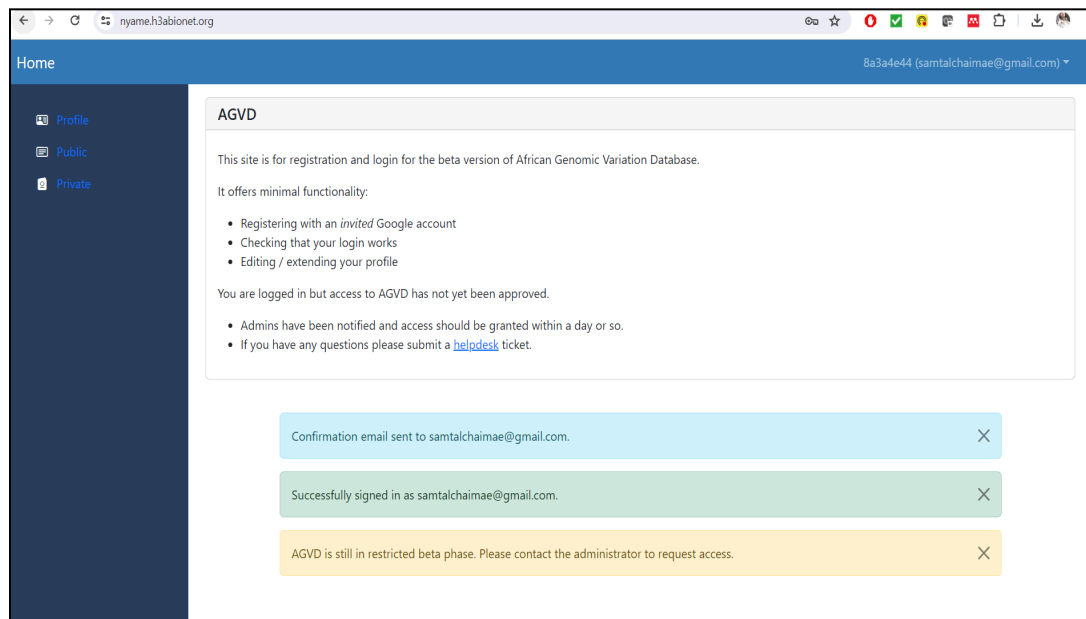
Registering

1. To access AGVD, simply click on the following link: <https://agvd.h3abionet.org/>
2. To access the database:
 - Begin by signing up and creating an account:

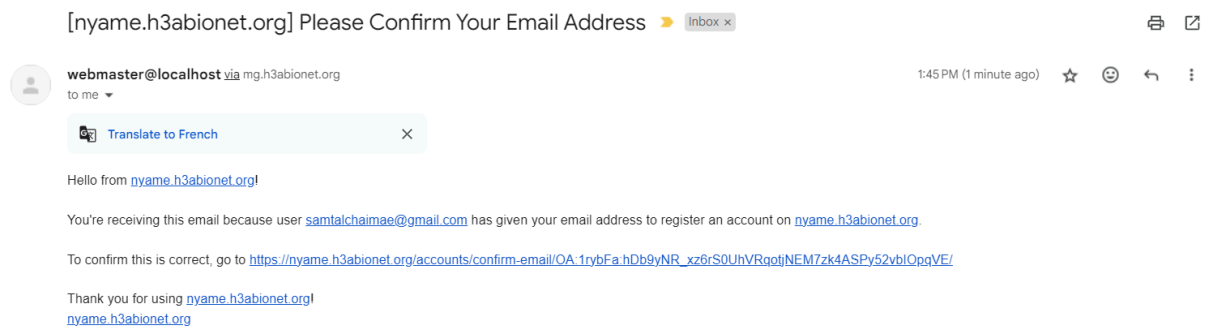


The screenshot shows the 'Sign Up' page of the African Genome Variation Database. The page has a dark blue header with 'Home' on the left and 'Account' on the right. A sidebar on the left contains 'Public' and 'Private' links. The main content area is titled 'Sign Up' and includes a link to 'sign in' for existing users. It features input fields for 'Username', 'Email (optional)', 'Password', and 'Password (again)'. Below the password fields, there are four bullet points listing password requirements: it cannot be too similar to other personal information, must be at least 8 characters, cannot be a commonly used password, and cannot be entirely numeric. A blue 'Sign Up' button is located below the 'Password (again)' field. At the bottom, there is a section titled 'Use a supported third-party account' with a link to 'Google'.

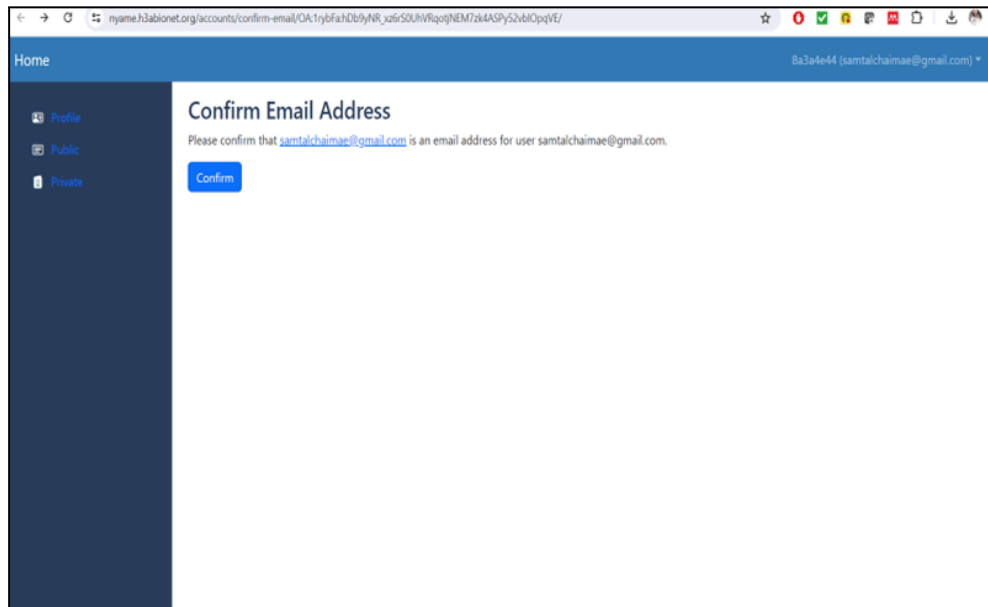
- After creating your account, you will be directed to a page confirming your successful registration and notifying you that a confirmation email has been sent to your email address



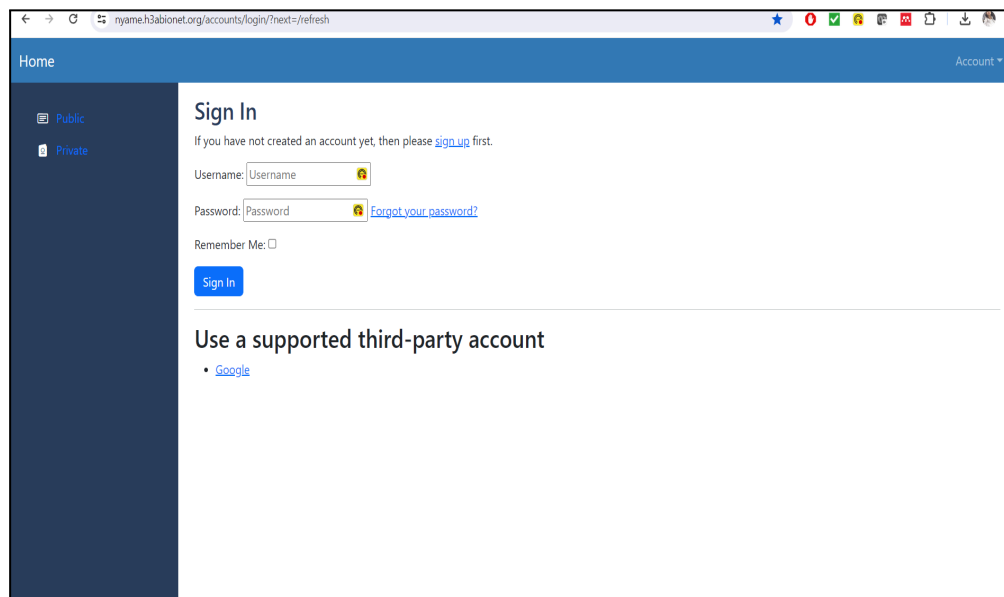
- Next, click on the link that has been sent to your email address



- Once you click on the link provided in the email, it will redirect you to the following page. Click on the "confirm" button to proceed



- Each time you wish to access the database, simply sign in



3. Once you have accessed the database, you will be able to explore a wealth of African-specific variant information along with their annotations and metadata. The search functionality is versatile, allowing users to search using different criteria such as gene names, variant IDs, or specific genomic regions.